

Annual Report 2020



SERVING SENIORS


IN EXTRAORDINARY TIMES



To learn more, please visit [InnovAge.com](https://www.innovage.com)

SERVING SENIORS

IN EXTRAORDINARY TIMES



2020 Financial Report | For the fiscal year ended June 30, 2020

STATEMENT OF OPERATIONS

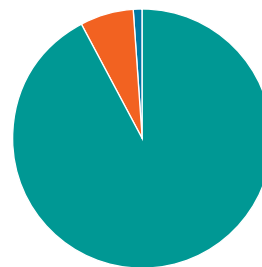
\$567.2M Total Revenue

9% Operating margin for program sustainability

21.8% Revenue Growth

98.7% of InnovAge revenue comes from PACE

Payor Mix Breakdown



91.8% dual eligible
(Medicare & Medicaid)

7.7% Medicaid

0.5% other

BY THE NUMBERS



16 Centers **5** States

Approximately

6,400 Participants



90%

participants remain living
in their communities



200k Wellness Calls

62k Tele-health visits



> 6 visits*

per participant per month

* Prior to March 2020



89%

Participant satisfaction rate
(as of 6/30/20)

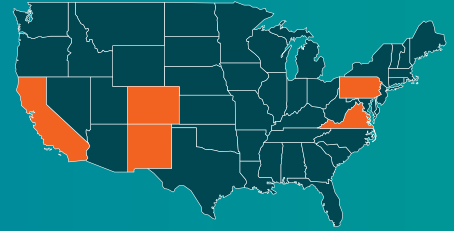


1,910

Employees strong

InnovAge PACE locations

Our services vary depending on location. For more information call **888-992-4464** or email us at info@MyInnovAge.com.



InnovAge California PACE

San Bernardino

InnovAge Colorado PACE

Aurora
Denver
Lakewood
Northern Colorado
Pueblo
Thornton

InnovAge New Mexico PACE

Albuquerque

InnovAge Pennsylvania LIFE

Allegheny
Germantown
Henry Avenue
St. Bart's

InnovAge Virginia PACE

Blue Ridge
Peninsula
Richmond
Roanoke Valley

InnovAge Corporate Office

8950 E. Lowry Boulevard
Denver, CO 80230

InnovAge Home Care

Serving clients in Colorado with skilled medical and non-medical personal care services in Aspen, Denver Metro, Cañon City, Colorado Springs, Estes Park, Loveland, and Pueblo.

As of June 30, 2020



To learn more, please visit InnovAge.com

888-992-4464 | TTY: 711